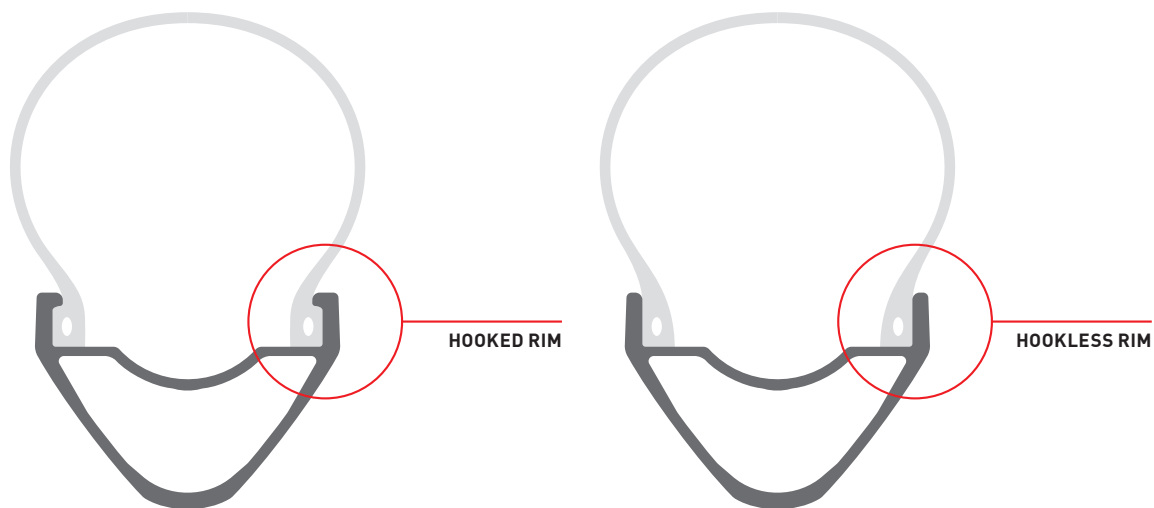


# TIRE PRESSURE AND DIMENSION

---

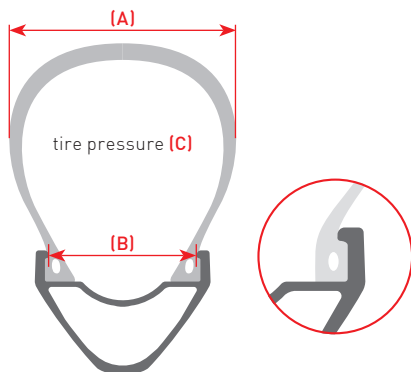
For optimal rolling resistance, grip and most importantly safety, check our charts of our recommended combinations of rim width, tire width and tire pressure, in correlation with hooked or hookless rims.

---



# MAXIMUM TIRE PRESSURE FOR RIMS WITH HOOK

TIRE WIDTH (A)		RIM INNER WIDTH (B) [mm]											MAX. TIRE PRESSURE (C)				
mm	inch	13	15	17	18	20	23	25	28	33	39	51	66	Tube Type TT		Tubeless TL	
														bar	psi	bar	psi
20	0.80													9.5	138	-	-
23	0.90													9	131	7.5	109
25	1.00													8.5	123	7	102
28	1.10													7.8	113	6.3	91
30	1.20													7.2	104	5.8	84
32	1.25													6.8	99	5.3	77
34	1.35													6	87	4.7	68
36	1.40													5.7	83	4.4	64
38	1.50													5.5	80	4.1	59
41	1.60													5.2	75	3.9	57
43	1.70													5	73	3.7	54
47	1.85													4.7	68	3.5	51
50	1.95													4.4	64	3.3	48
52	2.05													4.1	59	3.1	45
53	2.10													3.8	55	3	44
56	2.20													3.5	51	2.8	41
60	2.35													3.2	46	2.6	38
64	2.50													2.9	42	2.4	35
66	2.60													2.7	39	2.2	32
69	2.70													2.5	36	2	29
71	2.80													2.2	33	1.9	28
74	2.90													2.1	30	1.8	26
76	3.00													2	29	1.7	25
81	3.20													2	29	1.6	23
89	3.50													2	29	1.5	22
102	4.00													2	29	1.5	22
107	4.20													2	29	1.5	22
114	4.50													2	29	1.5	22
122	4.80													2	29	1.5	22
127	5.00													2	29	1.5	22



Due to safety reasons, follow the information of the tire manufacturer regarding minimum and maximum rim width to be used but always ensure that the combination is listed as possible or recommended in this table.

■ = Recommended combination    □ = Possible combination

(A) Refer to tire labelling      Example: **25-622**

(B) Refer to rim labelling      Example clincher type: **622 x 18**

(C) Due to safety reasons, always follow the pressure recommendations of the tire manufacturer but never exceed the maximum pressure value in this table.

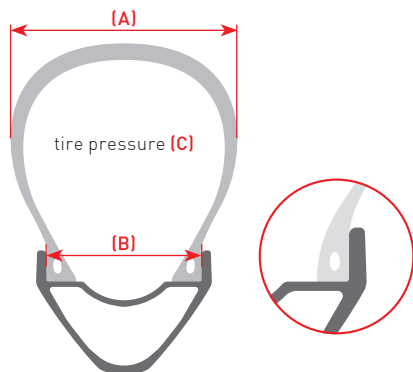
TT = Tube Type: Traditional wheel setup with inner tube

TL = Tubeless: Wheel setup without inner tube, with sealant

For conventional tire systems (tube type, tubeless ready and tubeless)

# MAXIMUM TIRE PRESSURE FOR HOOKLESS RIMS

TIRE WIDTH (A)		RIM INNER WIDTH (B) [mm]											MAX. TIRE PRESSURE (C)				
mm	inch	13	15	17	18	20	23	25	28	33	39	51	66	Tube Type TT bar	psi	Tubeless TL bar	psi
20	0.80													5	73	-	-
23	0.90													5	73	5	73
25	1.00													5	73	5	73
28	1.10													5	73	5	73
30	1.20													5	73	5	73
32	1.25													5	73	5	73
34	1.35													5	73	4.7	68
36	1.40													5	73	4.4	64
38	1.50													5	73	4.1	59
41	1.60													5	73	3.9	57
43	1.70													5	73	3.7	54
47	1.85													4.7	68	3.5	51
50	1.95													4.4	64	3.3	48
52	2.05													4.1	59	3.1	45
53	2.10													3.8	55	3	44
56	2.20													3.5	51	2.8	41
60	2.35													3.2	46	2.6	38
64	2.50													2.9	42	2.4	35
66	2.60													2.7	39	2.2	32
69	2.70													2.5	36	2	29
71	2.80													2.2	33	1.9	28
74	2.90													2.1	30	1.8	26
76	3.00													2	29	1.7	25
81	3.20													2	29	1.6	23
89	3.50													2	29	1.5	22
102	4.00													2	29	1.5	22
107	4.20													2	29	1.5	22
114	4.50													2	29	1.5	22
122	4.80													2	29	1.5	22
127	5.00													2	29	1.5	22



Due to safety reasons, follow the information of the tire manufacturer regarding minimum and maximum rim width to be used but always ensure that the combination is listed as possible or recommended in this table.

■ = Recommended combination    □ = Possible combination

(A) Refer to tire labelling      Example: **25-622**

(B) Refer to rim labelling      Example clincher type with straight side (Hookless):  
622 x **24** TSS

(C) Due to safety reasons, always follow the pressure recommendations of the tire manufacturer but never exceed the maximum pressure value in this table.

TT = Tube Type: Traditional wheel setup with inner tube  
TL = Tubeless: Wheel setup without inner tube, with sealant

For conventional tire systems (tube type, tubeless ready and tubeless)